

THE STAFF - LINES AND SPACES AS NUMBERS ACTIVITY PACK

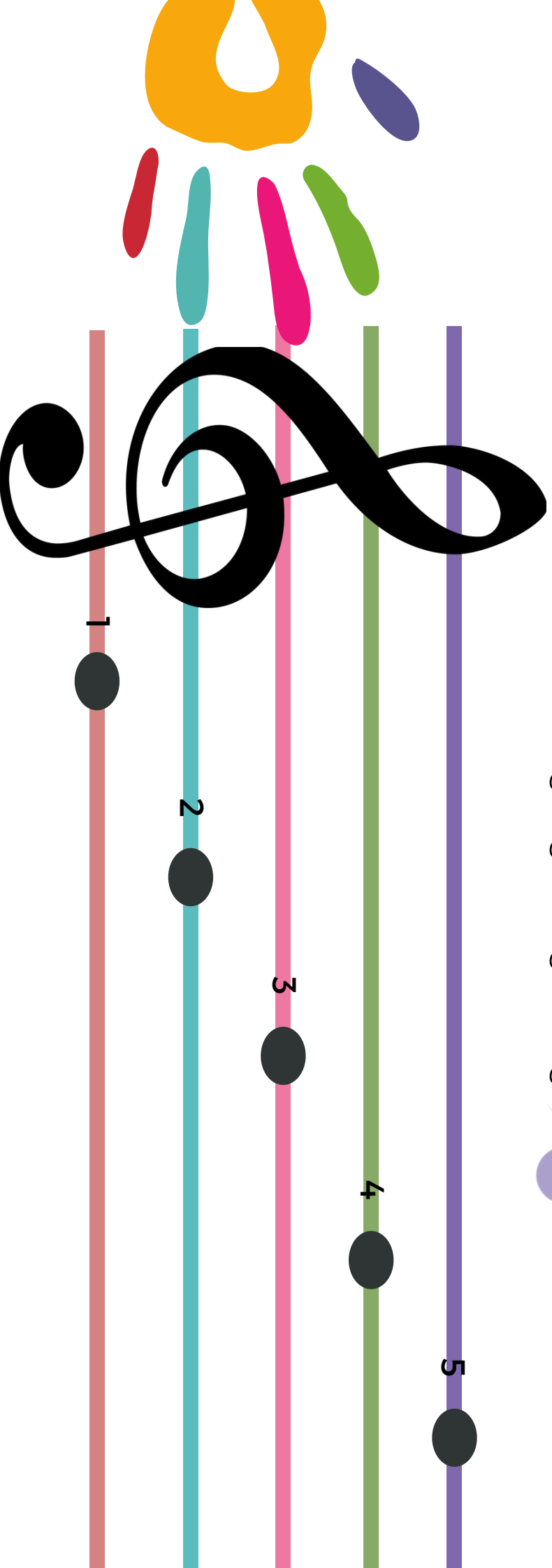


- 2 x colour staff sheets which can be printed and laminated and used as a reference to place in front of small groups.
- 3 x black and white printable activity worksheets using lines and spaces... just need pencils and coloured pencils
- 1 x Finger Twister black and white printable staff



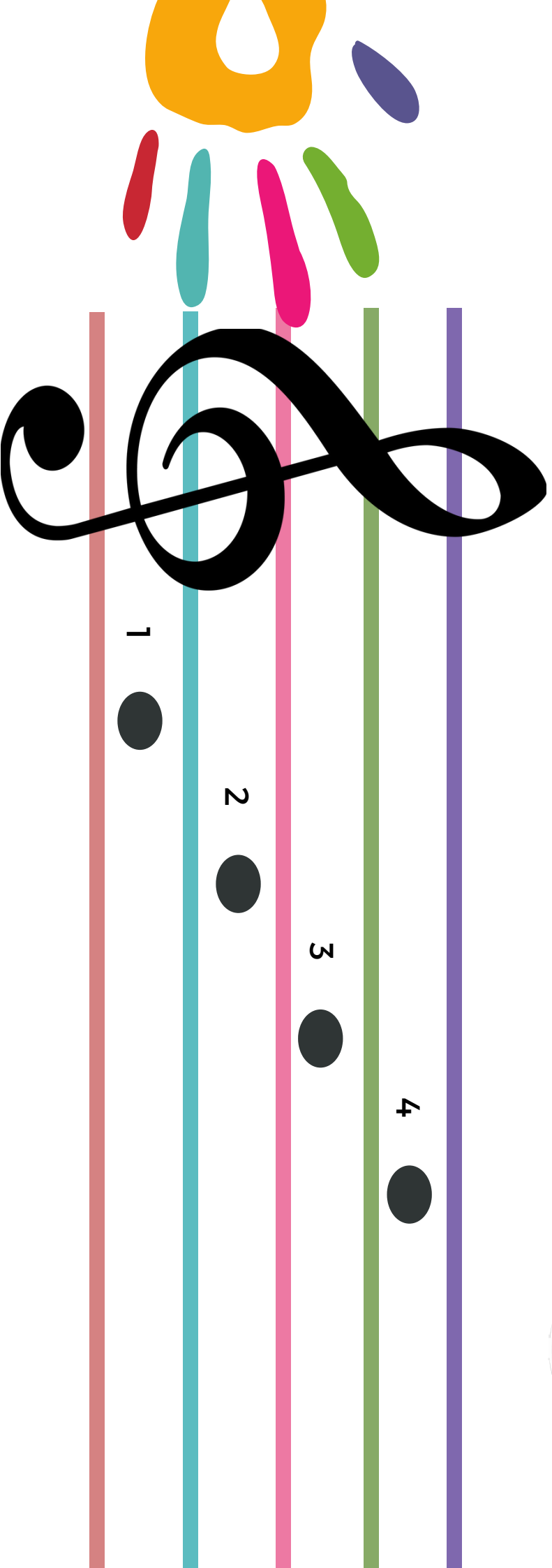
LINES

Each circle goes through a line, a bit like a bead going through string...



SPACES


Each circle sits in the space between the lines.



NAME


LINES

- Colour the 1st line brown
- Colour the 2nd line blue
- Colour the 3rd line pink
- Colour the 4th line green
- Colour the 5th line purple



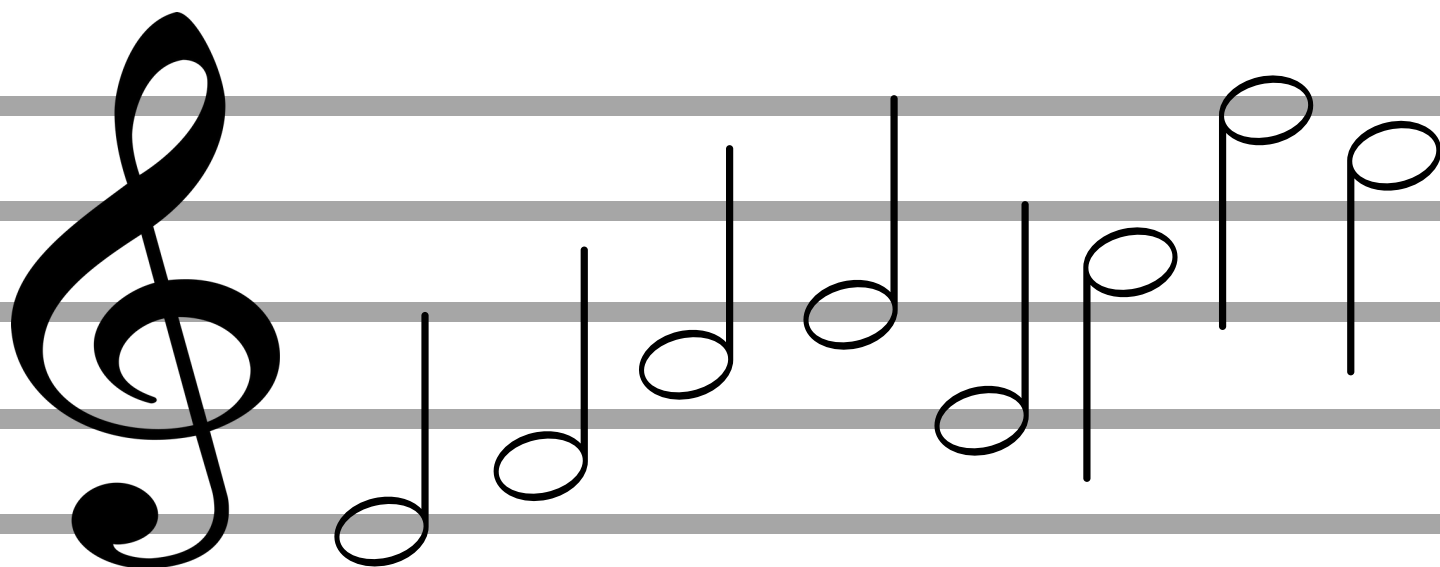
SPACES

- Draw smiley faces in the 1st space
- Draw hearts in the 2nd space
- Draw crosses in the 3rd space
- Draw squares in the 4th space




NAME _____

- If the note goes through a **LINE**, colour it **BLUE**
- If the note goes in a **SPACE**, colour it **ORANGE**



Draw notes which **ONLY** go through **LINES**




Draw notes which **ONLY** go in **SPACES**




NAME _____

Draw a coloured in circle on the given line



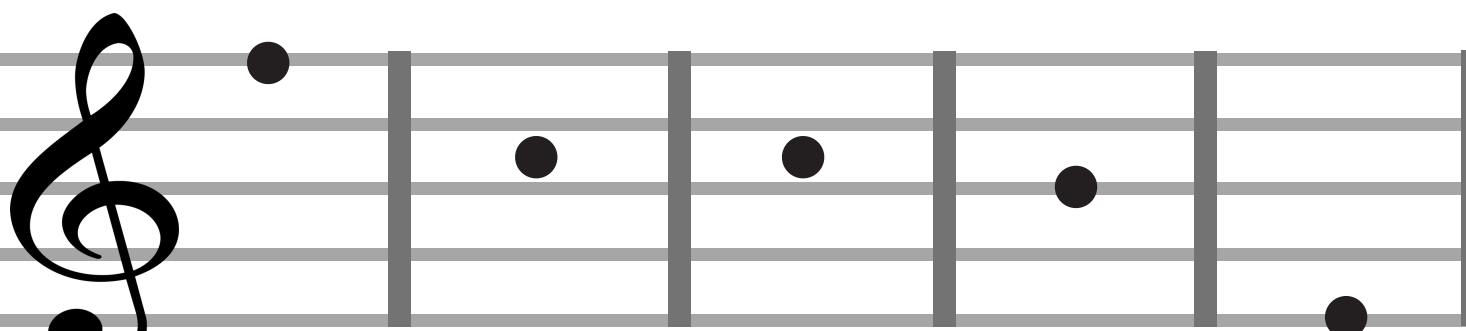
Example: Line 1 Line 3 Line 5 Line 4 Line 2

Draw a coloured in circle in the given space



Example: Space 2 Space 1 Space 4 Space 3 Space 2

Write the line or space number below



Example: Line 5 Space Space Line Line

Finger Twister game...

Your teacher will call out instructions similar to:

- Place your pointer of your left hand on line 1
- Place your pointer of the other hand on line 3
- Place your thumb of your left hand in the 1st space
- Only use thumbs, pointers and little fingers.

